

Tilney Active Portfolios

Sustainable Portfolio



30 September 2020

Key Information

Launch Date

31 January 2017

Fund Size

£215.1M

Legal Structure

ICAV

Yield

2.0% (Distribution share class only)

Dividend Dates

30 Jun, 31 Dec

Tilney Active Portfolios

The Tilney Active Portfolios are a simple way for investors to have their investments managed by our experts and are available to clients with a minimum investment of £500,000.

There are nine funds aimed at different risk tolerances, ranging from Defensive to Maximum Growth. The Fund predominantly invests in equities, bonds, real assets including commercial property, absolute return funds, commodities, cash and other assets. The Fund may also invest to a lesser extent, in exchange traded funds, investment trusts, direct fixed income products and use derivatives for efficient portfolio management and investment purposes.

The funds are dynamically managed by our Asset Allocation Committee, which is made up of a senior team of investment professionals and chaired by our Chief Investment Officer, Gareth Lewis, to ensure they meet the ever-changing investment environment and stay in line with their objectives and risk level.

We currently have more than £9 billion of client assets invested in the full range of portfolios.

Investment Objectives of the Fund

The Sustainable fund aims to deliver, over the long term, an investment return of capital growth via a multi-asset portfolio of investments which in aggregate demonstrate Environmental, Social and Governance (ESG) and sustainability credentials. The portfolio can invest across most asset classes and adopts a low to moderate risk approach

Codes and Charges

Share Class	Min. Initial Investment [†]	Initial Charge	Ongoing Charges Figure ^{††}	Transaction Costs ^{†††}	SEDOL
Clean Accumulation	£500,000	0.00%	1.44%	0.12%	BYX8L38
Clean Distribution	£500,000	0.00%	1.44%	0.12%	BYX8L49

[†]Minimums can be waived

Investment Team

The central investment team consists of over 25 experienced professionals in asset allocation, fund selection and portfolio management.

Lead Portfolio Manager




Louie French

Louie is an alternatives fund analyst who specialises in infrastructure, renewables, ethical and Sustainable investing. He joined the firm in

2011 and his qualifications include a Postgraduate Diploma in Finance and the Investment Management Certificate.

Portfolio Managers



Ben Seager-Scott

Ben is the Head of Multi-Asset Funds in the Central Investment Team. He joined the firm in 2011 as a senior fund analyst having previously worked at Bristol based

Whitechurch Securities. Ben is a CFA charter holder and has a PhD in Biochemistry.

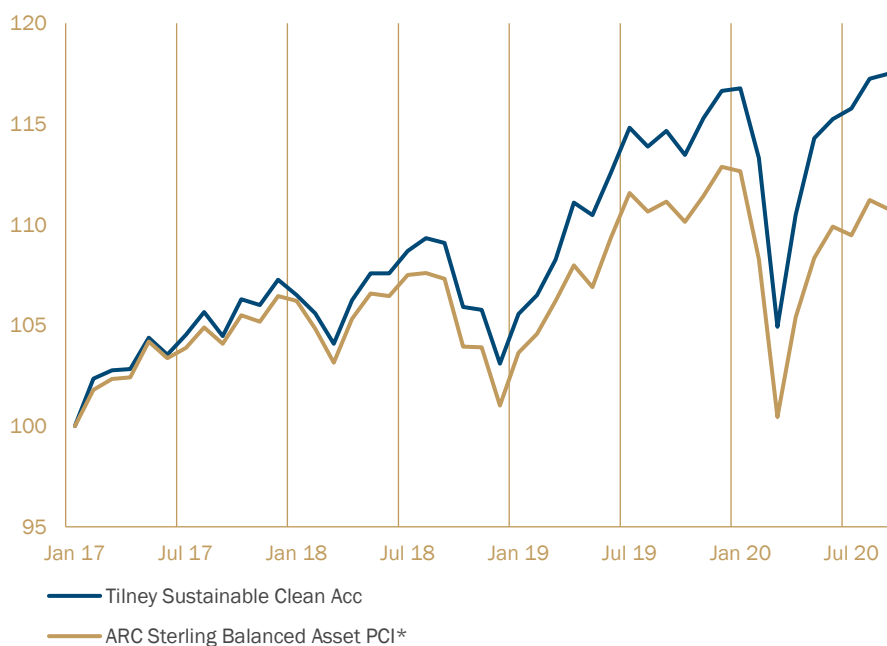


Anton French

Anton joined the firm in 2003, and has 20 years' financial services experience. Before joining the firm he worked at Spear, Leeds and Kellogg working with the US equity market makers and managing a UK

stock lending and derivatives book.

Cumulative Performance (%) since launch**



Past Performance is not a guide to future performance.



Tilney is an award winning manager, trusted to manage over £25 billion for our global clients.

Our focus is to preserve and grow the real value of our client assets after inflation and fees.

With a heritage going back to 1836, over 30 offices and 1100 staff, we believe our investors' personal wealth is our personal responsibility.

Contact us

To find out more please contact your financial adviser for more information.

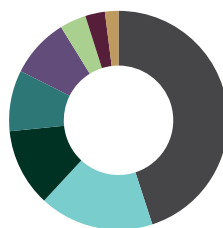
If you are a financial adviser, call **020 7189 9918** or email info@tilneyforprofessionals.co.uk

If you do not have a financial adviser call **020 7189 2400** or email contact@tilney.co.uk

www.tilney.co.uk

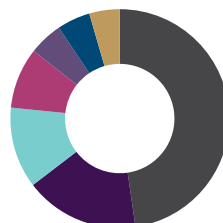


Asset Allocation



- Equities 45.0%
- Investment Grade Corp. Bonds 16.9%
- International Sovereign Bonds 11.5%
- Cash 9.0%
- Real Assets 8.8%
- Emerging Market Debt 3.9%
- UK Gilts 2.9%
- Gold 2.0%

Geographic Equity Allocation



- UK Equity 47.7%
- Global Equity 16.9%
- US Equity 12.0%
- Europe ex UK Equity 9.0%
- Japan Equity 5.0%
- Global Emerging Equity 4.9%
- Asia Pacific ex Japan Equity 4.5%

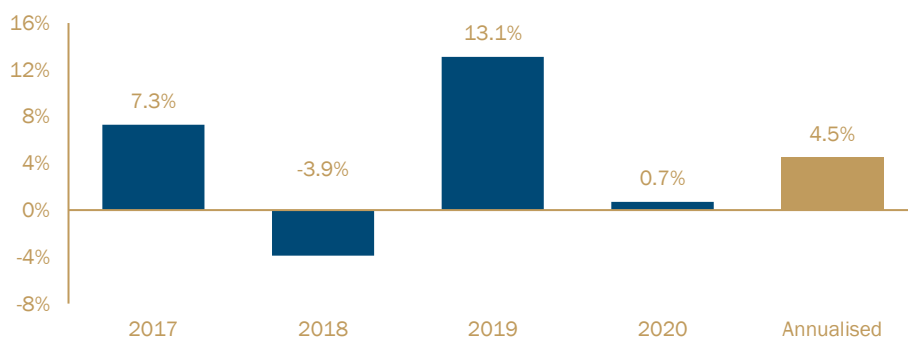
Top Ten Holdings

Holding	Holding
Lyxor US TIPS (DR) ETF	Brown Advisory US Sust Gr Fd
Trojan Ethical Income Fund	Rathbone Ethical Bond Fund
Vontobel Fund TwentyFour Sust S/T Bd Inc	Liontrust Sustainable Future Eurp Gr Fd
Liontrust UK Ethical Fund	Ashmore EM Local Currency Bond Fund
Goldman Sachs Sterling Liquid Rsrv Fd	Cash

12 Months Rolling Performance (%) **

1 year to the end of:	Sep 20	Sep 19	Sep 18	Sep 17	Sep 16
Tilney Sustainable Clean Acc	2.5	5.1	4.4	N/A	N/A
ARC Sterling Balanced Asset PCI*	-0.3	3.6	3.1	6.1	10.0

Calendar Year Returns***



Important Information

The Sustainable Portfolio is a sub-fund of Tilney Umbrella A ICAV, an open-ended Irish collective asset management vehicle which is constituted as an umbrella fund with segregated liability between sub-funds, with variable capital and authorised by the Central Bank of Ireland as a retail investor alternative investment fund. Clean share classes are available as accumulation or distribution shares. The Tilney Umbrella A ICAV is administered by Citibank Europe plc.

Please remember the value of an investment and income derived from it can go down as well as up and you may get back less than the amount invested. Past performance or any yields quoted should never be considered reliable indicators of future returns

Investments denominated in a currency other than sterling may expose you to the risk of fluctuating exchange rates. You are required to read the Key Information Document (KID) before making an investment. The KID, prospectus and supplements for all funds are available free of charge at www.tsandw.com/compliance/tilneys-funds or by calling 020 3131 6197.

All data is as at 30 September 2020 and rounded to nearest 0.1. * This benchmark has been used for comparison purposes only. ** Source: Morningstar. Chart and table based on NAV to NAV data from launch, net of tax and charges with net dividends reinvested. *** 2017 performance is from launch on 31 January 2017 to 31 December 2017 and the performance for 2020 is to 30 September 2020. Annualised performance is from launch to 30 September 2020. †† The Ongoing Charge Figure (OCF) is the continuous charge for owning the fund, including the AMC of 0.75%, the underlying fund's OCF but excludes the portfolio transaction costs. ††† The Transaction Costs are calculated using the PRIIPs methodology.