

# Tilney Active Portfolios

## Growth Portfolio (L)



30 September 2020

### Key Information

**Launch Date**

17 August 2020

**Fund Size**

£2.2 Bn

**Legal Structure**

ICAV

**Yield**

1.9% (Distribution share class only)

**Dividend Dates**

30 Jun, 31 Dec

### Tilney Active Portfolios

The Tilney Active Portfolios are a simple way for investors to have their investments managed by our experts and are available to clients with a minimum investment of £3 million.

There are nine funds aimed at different risk tolerances, ranging from Defensive to Maximum Growth. The Fund predominantly invests in equities, bonds, real assets including commercial property, absolute return funds, commodities, cash and other assets. The Fund may also invest to a lesser extent, in exchange traded funds, investment trusts, direct fixed income products and use derivatives for efficient portfolio management and investment purposes.

The funds are dynamically managed by our Asset Allocation Committee, which is made up of a senior team of investment professionals and chaired by our Chief Investment Officer, Gareth Lewis, to ensure they meet the ever-changing investment environment and stay in line with their objectives and risk level.

We currently have more than £9 billion of client assets invested in the full range of portfolios.

### Investment Objectives of the Fund

The Growth fund aims to deliver an investment return of capital growth over the long term. The Fund is riskier than the Income Fund but has the potential to give you higher returns. The Fund adopts a moderate risk approach.

### Investment Team

The central investment team consists of over 25 experienced professionals in asset allocation, fund selection and portfolio management.

#### Lead Portfolio Manager



**Ben Seager-Scott**

Ben is the Head of Multi-Asset Funds in the Central Investment Team. He joined the firm in 2011 as a senior fund analyst having previously worked at

Bristol based Whitechurch Securities. Ben is a CFA charter holder and has a PhD in Biochemistry.

#### Portfolio Managers



**Anton French**

Anton joined the firm in 2003, and has 20 years' financial services experience. Before joining the firm he worked at Spear, Leeds and Kellogg working with the US equity market makers and managing a UK stock lending and derivatives book.



**Anton Snell**

Anton joined the firm in 2008 having previously worked at AON Hewitt and Polestar Pension Trustees Ltd. He has held previous positions in the company as a

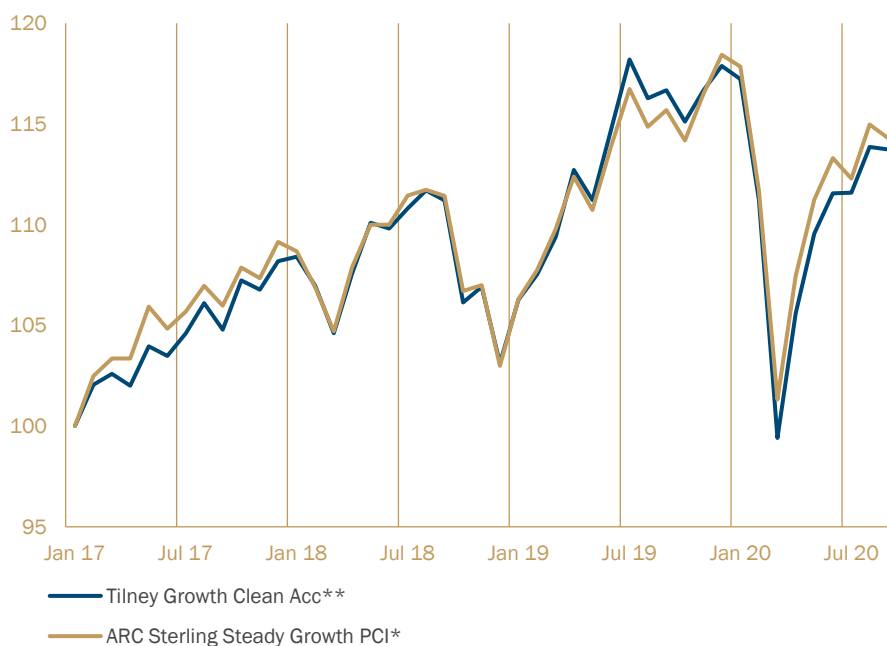
Cross Asset Analyst and in Portfolio Construction and Risk, before moving into portfolio management. He is a CFA charter holder and holds the Investment Management Certificate.

### Codes and Charges

| Share Class    | Min. Initial Investment <sup>†</sup> | Initial Charge | Ongoing Charges Figure <sup>††</sup> | Transaction Costs <sup>†††</sup> | SEDOL   |
|----------------|--------------------------------------|----------------|--------------------------------------|----------------------------------|---------|
| L Accumulation | £3 million                           | 0.00%          | 1.18%                                | 0.25%                            | BMVM569 |
| L Distribution | £3 million                           | 0.00%          | 1.18%                                | 0.25%                            | BMVM570 |

<sup>†</sup>Minimums can be waived

### Cumulative Performance (%) since launch\*\*



Past Performance is not a guide to future performance.



Tilney is an award winning manager, trusted to manage over £25 billion for our global clients.

Our focus is to preserve and grow the real value of our client assets after inflation and fees.

With a heritage going back to 1836, over 30 offices and 1100 staff, we believe our investors' personal wealth is our personal responsibility.

### Contact us

To find out more please contact your financial adviser for more information.

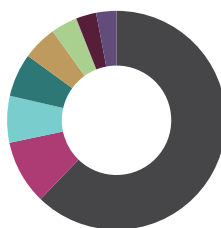
If you are a financial adviser, call 020 7189 9918 or email [info@tilneyforprofessionals.co.uk](mailto:info@tilneyforprofessionals.co.uk)

If you do not have a financial adviser call 020 7189 2400 or email [contact@tilney.co.uk](mailto:contact@tilney.co.uk)

[www.tilney.co.uk](http://www.tilney.co.uk)

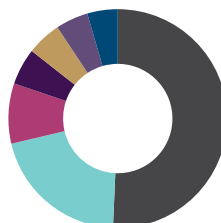


### Asset Allocation



- Equities 62.2%
- Absolute Return 9.5%
- Investment Grade Corp. Bonds 6.9%
- Cash 6.4%
- Gold 5.1%
- Emerging Market Debt 3.9%
- UK Gilts 3.0%
- Real Assets 3.0%

### Geographic Equity Allocation



- UK Equity 50.7%
- US Equity 20.6%
- Europe ex UK Equity 8.9%
- Global Equity 5.4%
- Asia Pacific ex Japan Equity 5.1%
- Japan Equity 4.8%
- Global Emerging Equity 4.5%

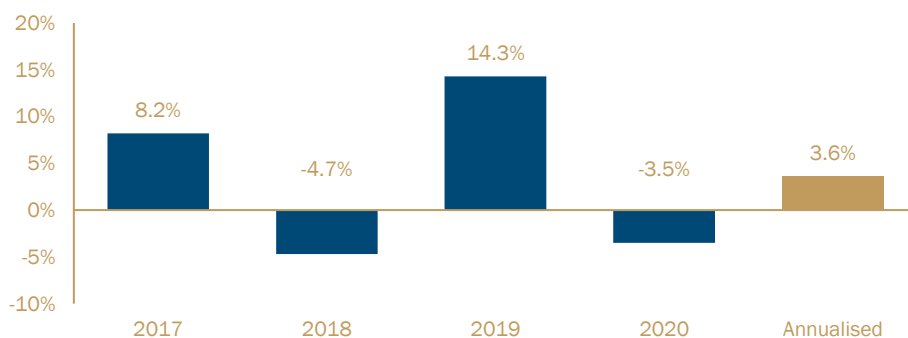
### Top Ten Holdings

| Holding                           | Holding                               |
|-----------------------------------|---------------------------------------|
| Liontrust Special Situations Fund | Morgan Stanley US Advantage Fund      |
| BlackRock European Dynamic Fund   | Invesco Physical Gold ETC             |
| JOHCM UK Dynamic Fund             | Loomis Sayles US Growth Equity Fund   |
| LF Lindsell Train UK Equity Fund  | Goldman Sachs Sterling Liquid Rsrv Fd |
| TB Evenlode Income                | Ashmore EM Local Currency Bond Fund   |

### 12 Months Rolling Performance (%) \*\*

| 1 year to the end of:           | Sep 20 | Sep 19 | Sep 18 | Sep 17 | Sep 16 |
|---------------------------------|--------|--------|--------|--------|--------|
| Tilney Growth Clean Acc**       | -2.5   | 4.9    | 6.1    | N/A    | N/A    |
| ARC Sterling Steady Growth PCI* | -1.2   | 3.8    | 5.2    | 8.7    | 13.5   |

### Calendar Year Returns\*\*\*



### Important Information

The Growth Portfolio is a sub-fund of Tilney Umbrella A ICAV, an open-ended Irish collective asset management vehicle which is constituted as an umbrella fund with segregated liability between sub-funds, with variable capital and authorised by the Central Bank of Ireland as a retail investor alternative investment fund. Retail, institutional and clean share classes are available for selected sub-funds as accumulation or distribution shares. The Tilney Umbrella A ICAV is administered by Citibank Europe plc.

**Please remember the value of an investment and income derived from it can go down as well as up and you may get back less than the amount invested. Past performance or any yields quoted should never be considered reliable indicators of future returns**

Investments denominated in a currency other than sterling may expose you to the risk of fluctuating exchange rates. You are required to read the Key Information Document (KID) before making an investment. The KID, prospectus and supplements for all funds are available free of charge at [www.tsandw.com/compliance/tilneys-funds](http://www.tsandw.com/compliance/tilneys-funds) or by calling 020 3131 6197.

All data is as at 30 September 2020 and rounded to nearest 0.1. \* This benchmark has been used for comparison purposes only. \*\* Performance data shown is for the Tilney Growth clean accumulation share class to illustrate previous performance achieved for a similar share class and to demonstrate the fund manager's experience in this sector. Source: Morningstar. Chart and table based on NAV to NAV data from launch, net of tax and charges with net dividends reinvested. \*\*\* 2017 performance is from launch on 31 January 2017 to 31 December 2017 and the performance for 2020 is to 30 September 2020. Annualised performance is from 31 January 2017 to 30 September 2020. †† The Ongoing Charge Figure (OCF) is the continuous charge for owning the fund, including the AMC of 0.50%, the underlying fund's OCF but excludes the portfolio transaction costs. ††† The Transaction Costs are calculated using the PRIIPs methodology.