

Global Direct Funds

Global Adventurous Direct Fund (K USD)

evelyn
PARTNERS

31 March 2024

Key information

Launch date

14 May 2021

Fund size

£21.8M / \$27.5M

Identifiers

BMD8L12 - SEDOL for the K USD
Accumulation shares

Ongoing Charges Figure (OCF)

0.86% - this represents the ongoing costs to the fund and includes the AMC and other day-to-day costs of running the fund. It is included in all the performance shown in this factsheet.

Annual Management Charge (AMC)

0.60% - this is the amount the investment manager charges the fund it is included within the ongoing charges figure.

Transaction costs

0.16% - this is an estimation of the costs likely to be incurred when trading the assets of the fund, based on historic data. These costs are included in the performance figures but are not included in the OCF.

Annualised return

2.6% - this is the average return per year from the 14 May 2021 to 31 March 2024.

Recommended minimum holding period

5 years - This Fund may not be appropriate for investors who plan to withdraw their money before the end of the recommended minimum holding period.

Fund yield

This share class does not distribute .

Ex Dividend dates

This share class does not distribute .

Minimum Investment & Initial Charge

The prospectus states there is no initial charge for these share classes and the minimum investment amount is \$500,000, however these are typically waived.

Global Direct Funds

The Direct Funds are a range of actively managed multi asset funds, designed to give investors access to the ideas generated by the investment process in a simple and tax efficient structure. With three different strategies, each fund is linked to our sophisticated risk profiling process to ensure investors have exposure to the optimal blend of available asset classes. Drawing on the expertise of our extensive internal research resource and overseen by a dedicated team of the firms most senior investment professionals, each fund is dynamically re-balanced to meet a range of clearly articulated inflation plus return targets.

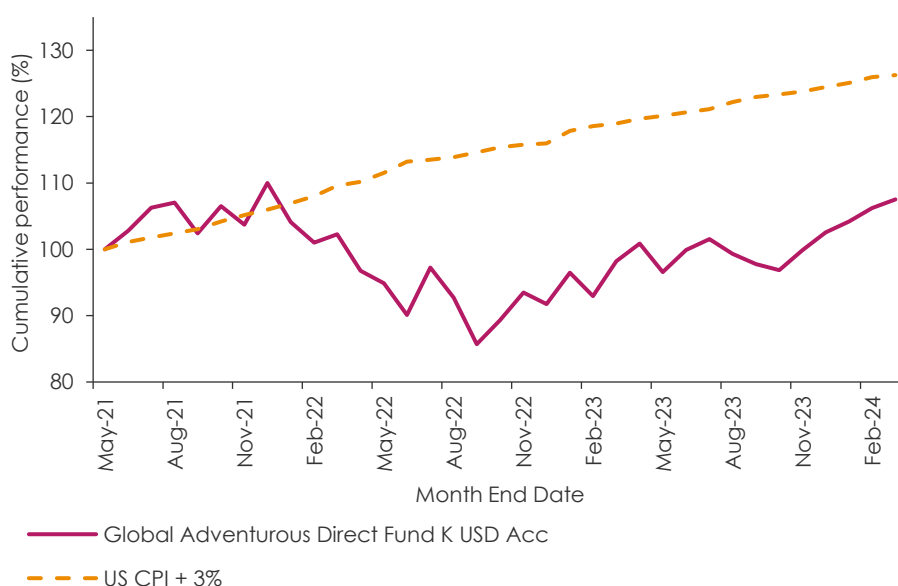
Investment objectives of the fund

The investment objective of the Fund is to seek to achieve significant capital growth over the long term, predominantly investing directly in equity and fixed income markets.

Cumulative performance (%)

Cumulative performance can be useful as an indication as to what an investment has or would have achieved for you in real terms over a period and represents the funds overall long-term performance. The performance data is sourced from Morningstar and covers the period 14 May 2021 to 31 March 2024. It is the total return (return inclusive of interest, capital gains, dividends, and distributions), it does not include the impact of tax but does include the impact of the OCF.

The benchmarks used are for comparison only to help you understand the performance of your investment relative to the consumer price index (UK CPI). Comparing to CPI can show you how the fund performed versus inflation.



Past performance is not a guide to future performance. The value of an investment can go down as well as up and you may get back less than the amount invested.

Investment Team



Co-Fund Managers

Matthew Dickens (Left)

Matthew was previously Head of Fund Research, responsible for Evelyn's fund research philosophy and selection. He has a first-class Master's in Automotive Engineering from the University of Warwick, the Investment Advice Diploma in both securities and derivatives and is a CFA Charter holder.

Ian Kenny (right)

Ian joined Evelyn Partners in 1997 and qualified as a Chartered Certified Accountant in 2001. Ian has been the lead manager of multiple Fixed Interest Funds and contributes fixed income guidance and specialism across the firm. Ian has a BSc in Human Geography and an MSc in International Business & Economic Development he is also Member of the CISI and is a CFA Charterholder.

12 months rolling performance (%)

The rolling performance below is from the month end shown to the 12 months preceding. This is an effective way to compare the most recent performance of the fund to other funds as all funds must show this data. All performance is sourced from Morningstar, it does not include the impact of tax but does include the impact of the OCF. Any dividends are assumed to be reinvested.

1 year to the end of:	Mar 24	Mar 23	Mar 22	Mar 21	Mar 20
Global Adventurous Direct Fund K USD Acc	9.5	-4.0	N/A	N/A	N/A
US CPI + 3%	6.2	8.1	11.8	5.7	4.6

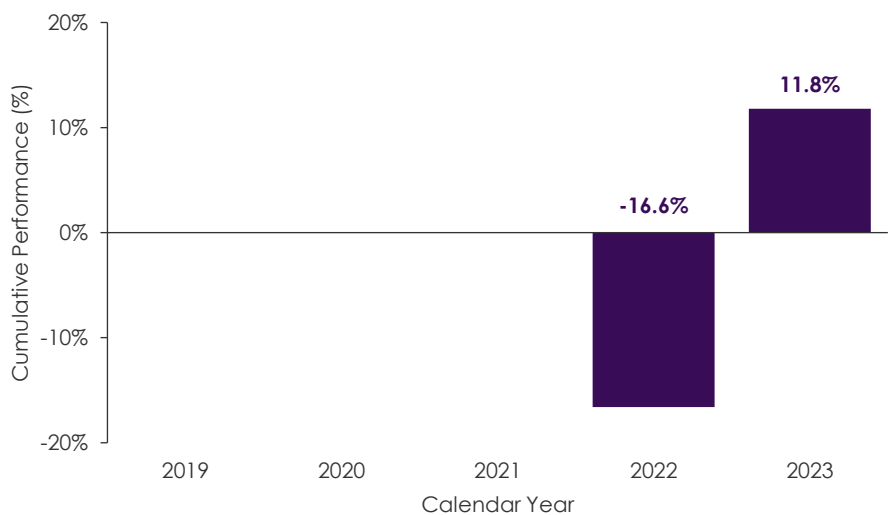
Long-term performance (%)

The long-term performance table shows you the performance of the fund to date for a range of time periods starting at 6 months and increasing to 5 years. This table aims to inform you how investing in the fund for longer periods of time could impact the performance of your investment. All performance stated is cumulative and is sourced from Morningstar, it does not include the impact of tax but does include the impact of the OCF. Any dividends are assumed to be reinvested.

Holding Period:	6 Months	1 Year	2 Years	3 Years	5 Years
Global Adventurous Direct Fund K USD Acc	10.0	9.5	5.2	N/A	N/A
US CPI + 3%	2.7	6.2	14.7	28.3	41.7

Calendar year returns

This chart shows the fund's performance as the percentage loss or gain per calendar year over the last 2 years. If there is not a full year's performance the year is not shown on the chart. All performance is sourced from Morningstar, it does not include any tax but does include the OCF. Any dividends are assumed to be reinvested.



On 28/08/2023 the base currency of the Fund changed from USD (US Dollar) to GBP (Pound Sterling). As the value of the class is calculated in USD it was unhedged until that date and thereafter will be hedged back to GBP.

Past performance is not a guide to future performance. The value of an investment can go down as well as up and you may get back less than the amount invested.

About Evelyn Partners

Evelyn Partners is an award-winning company, trusted to manage over **£59.1 billion** for our global clients.

Our focus is to preserve and grow the real value of our client assets after inflation and fees. With a heritage of more than 180 years and offices in 28 towns and cities across the UK, Republic of Ireland and Channel Islands, we believe our investors' personal wealth is our personal responsibility.

Assets under management figure is as at the 31 December 2023.

Contact Information

To find out more **please contact your financial adviser** for more information. If you do not have a financial adviser, call

020 7189 2400

If you are a financial adviser, call

020 7189 9918 or email

IFAServices@evelyn.com

www.evelyn.com

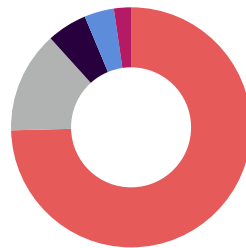
Top ten holdings

Holding	Weight
CASH	4%
TSY INFL IX N/B 01/28	4%
T 1 7/8 02/15/32	3.8%
UKT 0 7/8 07/31/33	3.3%
WALT DISNEY CO/THE	3.3%
NOVO NORDISK A/S-B	3.1%
STRYKER CORP	3.1%
AMAZON.COM INC	3%
COLOPLAST AS-B	3%
LSE	2.9%

Asset allocation & geographic equity allocation

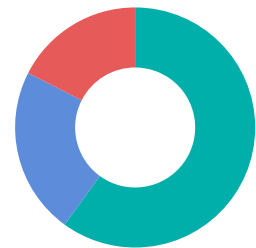
The charts below show the asset class split within the fund (left) and the split of equities by geography (right). All holdings are as at the 31 March 2024 and rounded to nearest 0.1%. The different assets classes, geographical regions and industry sectors in which the fund invests each carry different levels of risk. While blending exposure allows for a carefully tailored risk profile you should be aware of these specific risks prior to investing. Further information on these risks can be found in the fund prospectus and supplement, a link to which can be found in the important information section. The underlying investments in this fund may be in a currency other than sterling, this may expose you to changing exchange rates.

Asset Classes



- Equities 74.6%
- International Sovereign Bonds 13.7%
- UK Gilts 5.4%
- Cash 4.0%
- Gold 2.3%

Equity Geographies



- US Equity 60.0%
- Europe ex UK Equity 22.5%
- UK Equity 17.5%

Important Information

Please remember the value of an investment and income derived from it can go down as well as up and you may get back less than the amount invested. Past performance or any yields quoted should never be considered reliable indicators of future returns.

You may face a financial loss should the Fund or the depositary default on their obligations. There is no compensation or guarantee scheme in place which may offset all or any such loss. You are required to read the Key Investor Information Document (KIID) before making an investment. The KIID, prospectus and supplements for all funds are available free of charge at www.evelyn.com/services/funds/ or by calling 020 3131 6197. All data is as at 31 March 2024 and rounded to nearest 0.1. In difficult market conditions, the Fund may not be able to buy and sell investments at the best time or at a fair price. This could affect the Fund's performance, potentially reducing your returns. Furthermore, if a significant proportion of the Fund's investments suspend trading or defer trades placed the Fund may in turn be suspended or defer payments to investors.

The Global Adventurous Direct Fund is a sub-fund of the Evelyn Partners UCITS ICAV, an open-ended Irish collective asset management vehicle which is constituted as an umbrella fund with segregated liability between Funds and with variable capital and authorised under the European Communities (Undertaking for Collective Investment in Transferable Securities) Regulations, 2011 (as amended). Retail and clean share classes are available as accumulation shares. The Evelyn Partners UCITS ICAV is administered by Citibank Europe plc.

This document contains information believed to be reliable but no guarantee, warranty or representation, express or implied, is given as to their accuracy or completeness. This is neither an offer nor a solicitation to buy or sell any investment referred to in this document. Evelyn Partners Investment Management Services Limited documents may contain future statements which are based on our current opinions, expectations and projections. Evelyn Partners Investment Management Services Limited does not undertake any obligation to update or revise any future statements. Actual results could differ materially from those anticipated. Appropriate advice should be taken before entering into transactions. No responsibility can be accepted for any loss arising from action taken or refrained from based on this publication. In relation to this profile, Evelyn Partners Investment Management Services Limited is unable to assess or provide advice on the suitability of this profile for individual circumstances. No consideration has been given to the suitability of any investment profile for the particular needs of any recipient. Evelyn Partners Investment Management Services Limited will not be responsible to any other person for providing the protections afforded to retail investors or for advising on any investment, as a result of using this information.