

Evelyn Multi-Asset Funds

Balanced Fund

31 March 2024

Key information

Launch date

17 January 2023

Fund size

£11.6M

Identifiers

BP6T867 - SEDOL for the GBP Clean Accumulation shares

BP6T889 - SEDOL for the GBP Clean Distribution shares

Ongoing Charges Figure (OCF)

0.78% - this represents the ongoing costs to the fund and includes the AMC and other day-to-day costs of running the fund. It is included in all the performance shown in this factsheet

Annual Management Charge (AMC)

0.75% - this is the amount the investment manager charges the fund it is included within the ongoing charges figure

Transaction costs

0.27% - this is an estimation of the costs likely to be incurred when trading the assets of the fund, based on historic data. These costs are included in the performance figures but are not included in the OCF

Annualised return

2.7% - this is the average return per year from the 17 January 2023 to 31 March 2024

Recommended minimum holding period

5 years - This Fund may not be appropriate for investors who plan to withdraw their money before the end of the recommended minimum holding period

Fund yield

2.1% - this is the average income paid out to investors over the last 12 months as a percentage of the share price, this only applies to the Distribution share class, and is not a guarantee of future income

Ex Dividend dates

30 Jun, 31 Dec - This is the first date the fund price no longer includes the last dividend. It is first business day after the record date and you must have held the fund before the Ex date to receive the dividend. This only applies to income shares.

Minimum Investment & Initial Charge

The prospectus states there is no initial charge for these share classes and the minimum investment amount is £1,000, however these are typically waived

With investing your capital is at risk

Evelyn Multi-Asset Funds

These Evelyn Partner Multi-Asset Funds provide a tax-efficient vehicle through which to access direct stocks/shares, collective investment funds and bonds, including corporate bonds. With four different strategies, each fund is linked to our sophisticated risk profiling process to ensure investors have exposure to the optimal blend of available asset classes. Drawing on the expertise of our extensive internal research resource and overseen by a dedicated team of the firm's most senior investment professionals, each fund is dynamically rebalanced to meet a range of clearly articulated inflation plus return targets.

Investment objectives of the fund

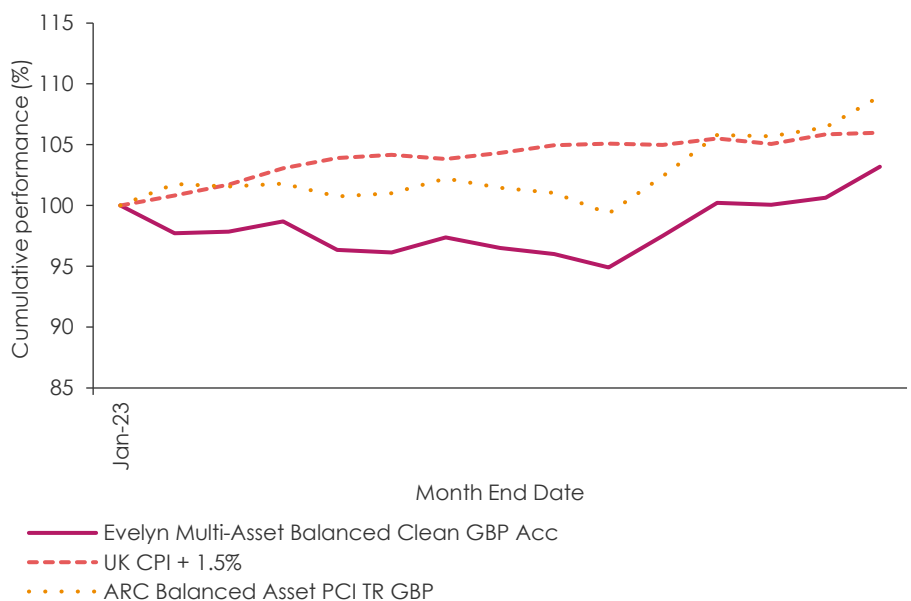
The investment objective of the Fund is to seek to achieve moderate capital growth over the long term, investing directly in equities, bonds and alternative assets.

The portfolio will primarily be comprised of equities, normally representing up to 70% of the portfolio. The Fund will also directly invest in a range of bonds including sovereign, supranational/sovereign-related and/or corporate bonds (with a focus on investment-grade or equivalent rated issuers). The portfolio will also include alternative assets such as hedge/private equity funds, precious metals and real assets e.g. infrastructure and REITs and some cash.

Cumulative performance (%)

Cumulative performance can be useful as an indication as to what an investment has or would have achieved for you in real terms over a period and represents the funds overall long-term performance. The performance data is sourced from Morningstar and covers the period 17 January 2023 to 31 March 2024. It is the total return (return inclusive of interest, capital gains, dividends, and distributions), it does not include the impact of tax but does include the impact of the OCF.

The benchmarks used are for comparison only to help you understand the performance of your investment relative to the consumer price index (UK CPI) and in relation to ARC Sterling Balanced Asset PCI. Comparing to CPI can show you how the fund performed versus inflation. While ARC allows you to compare with a cross section of private client portfolios managed by other firms with similar levels of risks.



Figures shown refer to the past and past performance is not a reliable indicator of future results.

Investment Team



Co-Fund Managers

Fergus Boyd (Top left)

Fergus began his career in 2005 at Evelyn Partners after graduating from the University of St Andrews. He oversees the firm's investment process for direct securities in addition to portfolio management and research responsibilities. He is a Fellow of the Chartered Institute for Securities became a CFA Charterholder in 2011.

Ian Kenny (Top right)

Ian joined Evelyn Partners in 1997 and qualified as a Chartered Certified Accountant in 2001. Ian has been the lead manager of multiple Fixed Interest Funds and contributes fixed income guidance and specialism across the firm. Ian has a BSc in Human Geography and an MSc in International Business & Economic Development he is also Member of the CISI and is a CFA Charterholder.

Assistant Managers

Augustus Edwards (Bottom left)

Augustus manages portfolios focussed on fundamental equities and alternative assets, on a global basis. With regards to Evelyn's investment process, Augustus heads up research for the Industrials and Capital Goods sectors, whilst also advising colleagues on Hedge Fund and Private Equity fund selection. Augustus graduated from Exeter with a First in Economics and Politics and is a CFA Charterholder.

Peter Magee (Bottom right)

Peter joined Evelyn Partners in 2013, having graduated from Durham University. Peter manages multi-asset portfolios for a range of private and institutional clients, with a focus on global equities. Peter is a Chartered Member of the CISI and a CFA Charterholder.

12 months rolling performance (%)

The rolling performance below is from the month end shown to the 12 months preceding. This is an effective way to compare the most recent performance of the fund to other funds as all funds must show this data. All performance is sourced from Morningstar, it does not include the impact of tax but does include the impact of the OCF. Any dividends are assumed to be reinvested.

1 year to the end of:	Mar 24	Mar 23	Mar 22	Mar 21	Mar 20
Evelyn Multi-Asset Balanced Clean GBP Acc	5.5	N/A	N/A	N/A	N/A
UK CPI + 1.5%	4.2	11.7	8.6	2.2	3.0
ARC Sterling Balanced Asset PCI	7.3	-4.5	3.5	17.9	-5.4

Long-term performance (%)

The long-term performance table shows you the performance of the fund to date for a range of time periods starting at 6 months and increasing to 5 years. This table aims to inform you how investing in the fund for longer periods of time could impact the performance of your investment. All performance stated is cumulative and is sourced from Morningstar, it does not include the impact of tax but does include the impact of the OCF. Any dividends are assumed to be reinvested.

Holding Period:	6 Months	1 Year	2 Years	3 Years	5 Years
Evelyn Multi-Asset Balanced Clean GBP Acc	7.5	5.5	N/A	N/A	N/A
UK CPI + 1.5%	1.0	4.2	16.4	26.4	33.2
ARC Sterling Balanced Asset PCI	7.9	7.3	2.5	6.0	18.1

Calendar year returns

This chart normally shows the fund's performance as the percentage loss or gain per calendar year however the fund must have at least one complete calendar years performance to do so. As this fund was launched in 2023, the first full year's performance will be for 2024 which will be published January 2025. Until that time **there is insufficient data for this chart to provide a useful indication of past performance to investors.** Therefore it will not be shown.

Figures shown refer to the past and past performance is not a reliable indicator of future results.

About Evelyn Partners

Evelyn Partners is an award-winning company, trusted to manage over **£59.1 billion** for our global clients.

Our focus is to preserve and grow the real value of our client assets after inflation and fees. With a heritage of more than 180 years and offices in 28 towns and cities across the UK, Republic of Ireland and Channel Islands, we believe our investors' personal wealth is our personal responsibility.

Assets under management figure is as at the 31 December 2023.

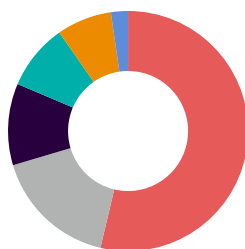
Top ten holdings

Holding	Weight
MICROSOFT CORP	2.7%
TEMPLETON EMERGING MARKETS	2.6%
SHELL	2.3%
ASTRAZENECA	1.9%
ALPHABET INC-CL A	1.9%
AMAZON.COM INC	1.9%
BP	1.6%
MASTERCARD INC - A	1.6%
APPLE INC	1.6%
ZOETIS	1.3%

Asset allocation & geographic equity allocation

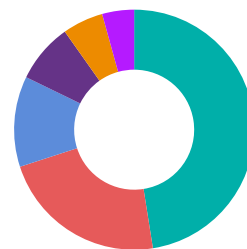
The charts below show the asset class split within the fund (left) and the split of equities by geography (right). All holdings are as at the 31 March 2024 and rounded to nearest 0.1%. The different assets classes, geographical regions and industry sectors in which the fund invests each carry different levels of risk. While blending exposure allows for a carefully tailored risk profile you should be aware of these specific risks prior to investing. Further information on these risks can be found in the fund prospectus and supplement, a link to which can be found in the important information section. The underlying investments in this fund may be in a currency other than sterling, this may expose you to changing exchange rates

Asset Classes



- Equities 53.7%
- International Sovereign Bonds 16.7%
- UK Gilts 11.0%
- Absolute Return 8.9%
- Real Assets 7.4%
- Cash 2.3%

Equity Geographies



- US Equity 47.5%
- UK Equity 22.5%
- Europe ex UK Equity 12.2%
- Asia Pacific ex Japan Equity 8.0%
- Global Emerging Equity 5.5%
- Japan Equity 4.3%

Contact Information

To find out more **please contact your financial adviser** for more information. If you do not have a financial adviser, call **020 7189 2400**

If you are a financial adviser, call **020 7189 9918** or email **IFAServices@evelyn.com**

www.evelyn.com

Important Information

The value of an investment can go down as well as up and you may get back less than the amount invested.

You may face a financial loss should the Fund or the depositary default on their obligations. There is no compensation or guarantee scheme in place which may offset all or any such loss. You are required to read the Key Investor Information Document (KIID) before making an investment. The KIID, prospectus and supplements for all funds are available free of charge at www.evelyn.com/services/funds/ or by calling 020 3131 6197. All data is as at 31 March 2024 and rounded to nearest 0.1.

In difficult market conditions, the Fund may not be able to buy and sell investments at the best time or at a fair price. This could affect the Fund's performance, potentially reducing your returns. Furthermore, if a significant proportion of the Fund's investments suspend trading or defer trades placed the Fund may in turn be suspended or defer payments to investors.

The Evelyn Multi-Asset Balanced Fund is a sub-fund of the Evelyn Partners UCITS ICAV, an open-ended Irish collective asset management vehicle which is constituted as an umbrella fund with segregated liability between Funds and with variable capital and authorised under the European Communities (Undertaking for Collective Investment in Transferable Securities) Regulations, 2011 (as amended). Retail and clean share classes are available as accumulation shares. The Evelyn Partners UCITS ICAV is administered by Citibank Europe plc.

This document contains information believed to be reliable but no guarantee, warranty or representation, express or implied, is given as to their accuracy or completeness. This is neither an offer nor a solicitation to buy or sell any investment referred to in this document. Evelyn Partners Investment Management Services Limited's (the Firm) documents may contain future statements which are based on our current opinions, expectations and projections. The firm does not undertake any obligation to update or revise any future statements. The Firm does not undertake any obligation to update or revise any future statements.