

Core MPS Direct Cautious Portfolio

31 March 2024

Key Information

Launch Date: 16 July 2019
Running Yield[†]: 2.1%
Ongoing Charge Figure^{††}: 0.36%
Transaction Costs^{††}: 0.23%
Evelyn Partners AMC^{††}: 0.50%
Minimum Investment^{†††}: £50,000

Risk Ratings ††††

Defaqto Star Ratings

The MPS Team draws from the best ideas of the Evelyn Partners central investment process. The main aim is to preserve and grow the real value of our clients' capital over time.

The core principles are:

- Investors are particularly sensitive to losses rather than averse to taking risk
- Long-term performance should be judged alongside returns from cash and inflation
- Equity will be the main driver of real returns, but that these returns require patience and discipline to achieve
- Short-term market movements are impossible to predict
- Asset allocation is the long term driver of performance and risk management
- Understanding and managing liquidity is vital

Core MPS Direct Service

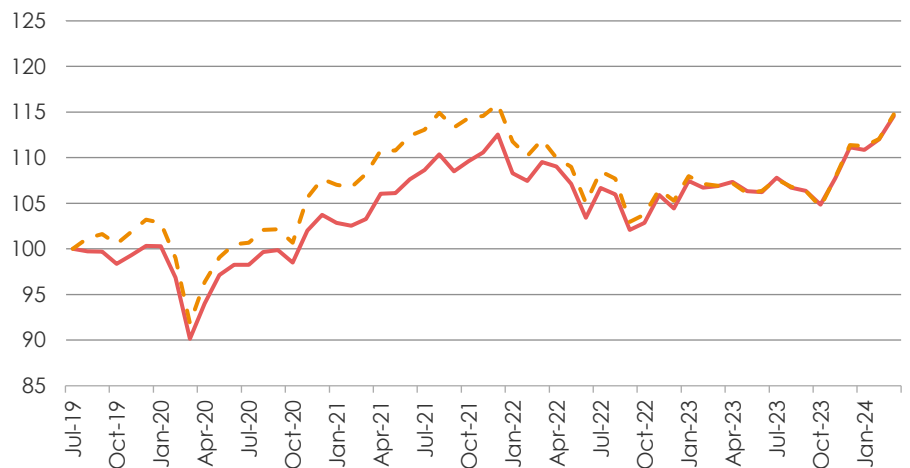
The Core MPS Direct Service is a range of actively managed investment portfolios, designed to give investors direct access to the ideas generated by the Evelyn Partners investment process. With eight different strategies, each portfolio is linked to our sophisticated risk profiling process to ensure investors have exposure to the optimal blend of available asset classes. Drawing on the expertise of our extensive internal research resource and overseen by a dedicated team of the firm's most senior investment professionals, each is periodically re-balanced to meet a range of clearly articulated inflation plus return targets.

Investment Objective

The Cautious portfolio aims to deliver a real return, in-line with the risk guidelines below. The portfolio aims to achieve its objectives through investment in a global portfolio of equities, bonds, commercial property and other asset classes. Exposure will be primarily gained through collective investment schemes (unit trusts, OEICs, investment trusts, ETFs).

This portfolio is appropriate for an investor who is comfortable with low volatility of returns, typically having around 40% of their portfolio invested in equities, and who is able to tolerate a loss of up to 12.5% of the value of their portfolio in any one year. This percentage loss is based on what might be reasonably expected 95% of the time. The projected annualised rate of return over the longer term is the Consumer Price Index (CPI) +1.5%.

Cumulative Performance (%) **



— Evelyn Cautious
 - - - ARC Sterling Balanced Asset PCI*

12 Months Rolling Performance (%) **

1 year to the end of:	Mar 24	Mar 23	Mar 22	Mar 21	Mar 20
Evelyn Cautious	7.2	-2.4	6.0	14.6	N/A
ARC Sterling Balanced Asset PCI*	7.3	-4.5	3.5	17.9	-5.4

Past performance is not a guide to future performance.

Top Ten Holdings

Holding
VANGUARD US GOVERNMENT BOND INDEX
VANGUARD US EQUITY INDEX FUND
DOLLAR FUND
BNY MELLON US EQUITY INCOME FUND
INVESCO PHYSICAL GOLD ETC
GQG PARTNERS US EQUITY FUND
HSBC EUROPEAN INDEX FUND
NEUBERGER BERMAN UNCORRELATED
VONTOBEL TWENTYFOUR ABSOLUTE RET
L&G UK 100 INDEX TRUST

Evelyn Partners is an award winning company, trusted to manage over £59.1 billion¹ for our global clients.

Our focus is to preserve and grow the real value of our client assets after inflation and fees. With a heritage of more than 180 years and offices in 28 towns and cities across the UK, Republic of Ireland and Channel Islands, we believe our investors' personal wealth is our personal responsibility.

Contact us

To find out more please contact your financial adviser for more information.

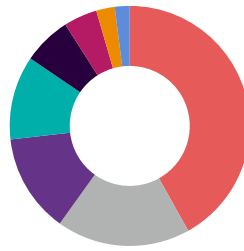
If you are a financial adviser, call **020 7189 9918** or email **IFAServices@evelyn.com**

If you do not have a financial adviser, call **020 7189 2400**

www.evelyn.com

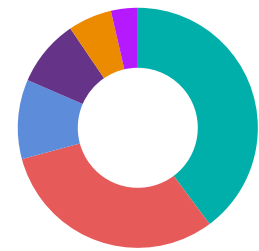


Asset Allocation



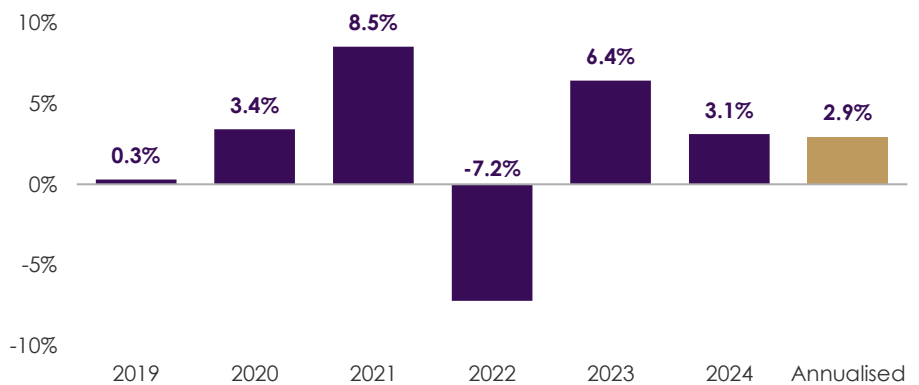
- Equities 41.9%
- International Sovereign Bonds 18.0%
- Investment Grade Corp. Bonds 13.3%
- Absolute Return 11.3%
- UK Gilts 6.5%
- Gold 4.5%
- Real Assets 2.5%
- Cash 2.0%

Geographic Equity Allocation



- US Equity 39.8%
- UK Equity 31.0%
- Europe ex UK Equity 10.7%
- Asia Pacific ex Japan Equity 9.0%
- Global Emerging Equity 5.9%
- Japan Equity 3.6%

Calendar Year Returns***



Important Information

The data contained in this factsheet is based on the model portfolio held directly with Evelyn Partners Discretionary Investment Management Limited. Where the model portfolio is being accessed via an external platform, the underlying funds held may differ due to fund and share class availability. Performance data prior to 16 July 2021 is based on the performance of the relevant Legacy Tilney MPS model. Performance figures are net of underlying fund fees.

Please remember the value of an investment and income derived from it can go down as well as up and you may get back less than the amount invested. Past performance or any yields quoted should never be considered reliable indicators of future returns.

All data as at 31 March 2024 and rounded to nearest 0.1%. * This benchmark has been used for comparison purposes only. ** Source: Evelyn Partners Discretionary Investment Management Limited Services Limited. Chart and table performance data is, net of 0.60% Annual Management charge prior to 1 of January 2021 and 0.50% thereafter. *** 2019 performance is from launch on 16 July 2019 to 31 December 2019 and the performance for 2024 is to 31 March 2024, the annualised performance shown is from launch on 16 July 2019 to 31 March 2024. † The Yield is calculated from the weighted average yields of underlying funds as at 31 March 2024 sourced from Morningstar. †† The Ongoing Charge Figures (OCF) and Transaction Costs are based on the weighted average costs of the underlying holdings as at 31 March 2024 sourced from Morningstar. ††† Minimums can be waived. †††† Dynamic Planner risk scores based on their assessment of the model data as at 31 December 2023. FinaMetrica risk scores based on their assessment of the model data as at 31 August 2023. Oxford Risk scores based on their assessment of the model data as at 30 June 2023. Synaptic risk scores based on their assessment of the model data as at 31 December 2023. Defaqto risk scores based on their assessment of the model data as at 30 September 2023. Evaluate risk scores based on their assessment of the model data as at 31 December 2023 ¹ As at 31 December 2023. This service is intended for use by investment professionals only. Dynamic Planner, Defaqto, EValue, FinaMetrica, Oxford Risk and Synaptic Risk are independent financial research and software companies specialising in rating, comparing and analysing financial products and funds.

There can be no assurance that any portfolio will achieve its investment objective. This document contains information believed to be reliable but no guarantee, warranty or representation, express or implied, is given as to their accuracy or completeness. This is neither an offer nor a solicitation to buy or sell any investment referred to in this document. Evelyn Partners Discretionary Investment Management Limited documents may contain future statements which are based on our current opinions, expectations and projections. Evelyn Partners Discretionary Investment Management Limited does not undertake any obligation to update or revise any future statements. Actual results could differ materially from those anticipated. Appropriate advice should be taken before entering into transactions. No responsibility can be accepted for any loss arising from action taken or refrained from based on this publication. In relation to this profile, Evelyn Partners Discretionary Investment Management Limited is unable to assess or provide advice on the suitability of this profile for individual circumstances. No consideration has been given to the suitability of any investment profile for the particular needs of any recipient. Evelyn Partners Discretionary Investment Management Limited will not be responsible to any other person for providing the protections afforded to retail investors or for advising on any investment, as a result of using this information. Different funds carry varying levels of risk depending on the geographical region and industry sector in which they invest. You should make yourself aware of these specific risks prior to investing.

This document is produced for clients using the Evelyn Partners Managed Portfolio service (the 'service'). This factsheet does not constitute personal advice and is not promoting the service. Anyone considering using the service should seek financial advice.