

# Evelyn Mid-Ocean World Investment Fund USD Retail Distribution

**evelyn**  
PARTNERS

31 March 2024

## Key information

### Launch date

31 March 2014

### Fund size

£64.8M / \$78.5M

### Identifiers

**BNHT066** - SEDOL for the USD Retail Distribution shares

### Ongoing Charges Figure (OCF)

**1.56%** - this represents the ongoing costs to the fund and includes the AMC and other day-to-day costs of running the fund. It is included in all the performance shown in this factsheet.

### Annual Management Charge (AMC)

**1.40%** - this is the amount the investment manager charges the fund it is included within the ongoing charges figure.

### Transaction costs

**0.07%** - this is an estimation of the costs likely to be incurred when trading the assets of the fund, based on historic data and projections. These costs are included in the performance figures but are not included in the OCF.

### Annualised return

**9.2%** - this is the average return per year from the 31 March 2014 to 31 March 2024.

### Recommended minimum holding period

**5 years** - This Fund may not be appropriate for investors who plan to withdraw their money before the end of the recommended minimum holding period.

### Fund yield

**1.4%** - this is the average income paid out to investors over the last 12 months as a percentage of the share price, this only applies to the Distribution share class, and is not a guarantee of future income.

### Ex Dividend dates

**30 Jun, 31 Dec** - This is the first date the fund price no longer includes the last dividend. It is first business day after the record date and you must have held the fund before the Ex date to receive the dividend. This only applies to income shares.

### Minimum Investment & Initial Charge

The prospectus states there is no initial charge for these share classes and the minimum investment amount is \$1,000, however these are typically waived.

## Evelyn Mid-Ocean World Investment Fund

The Evelyn Mid-Ocean World Investment Fund is a US dollar denominated actively managed collective investment fund, designed to give investors direct access to the best international ideas generated by the Evelyn Partners investment process in a simple and tax efficient structure.

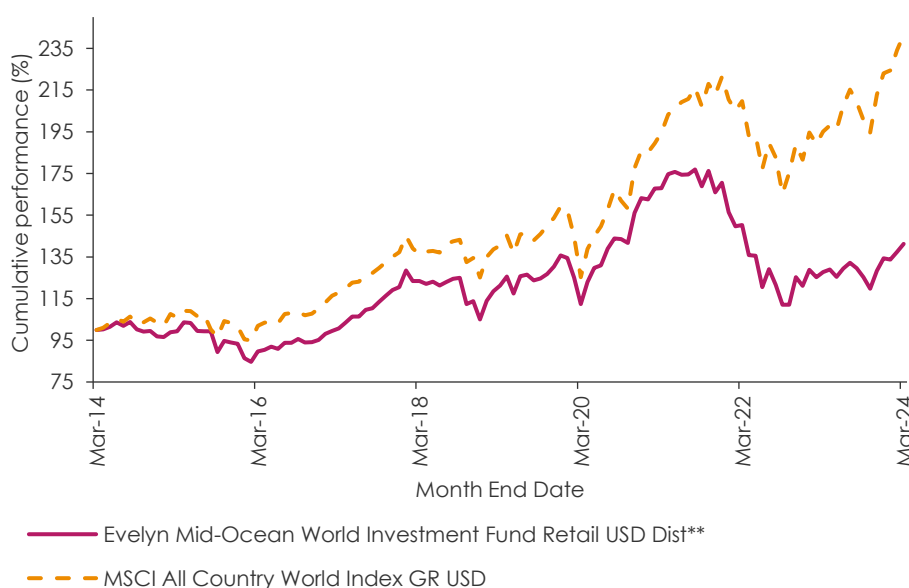
Drawing on the expertise of our extensive internal research resource and overseen by a dedicated team of the firm's most senior investment professionals.

## Investment objectives of the fund

The investment objective of the Fund is to seek to achieve capital appreciation. The Fund is an actively managed fund and will primarily hold global equities and equity related securities. To a lesser extent the fund may invest in debt securities such as bonds, collective investment schemes including exchange traded funds, investment trusts and money market instruments.

## Cumulative performance (%)

Cumulative performance can be useful as an indication as to what an investment has or would have achieved for you in real terms over a period and represents the funds overall long-term performance. The performance data is sourced from Morningstar and covers the period 31 March 2014 to 31 March 2024. It is the total return (return inclusive of interest, capital gains, dividends, and distributions), it does not include the impact of tax but does include the impact of the OCF.



— Evelyn Mid-Ocean World Investment Fund Retail USD Dist\*\*  
- - - MSCI All Country World Index GR USD

**Past performance is not a guide to future performance. The value of an investment can go down as well as up and you may get back less than the amount invested.**

## Investment Team



### Fund Managers

#### Augustus Edwards (Top left)

Augustus manages portfolios focussed on fundamental equities and alternative assets, on a global basis. With regards to Evelyn's investment process, Augustus heads up research for the Industrials and Capital Goods sectors, whilst also advising colleagues on Hedge Fund and Private Equity fund selection. Augustus graduated from Exeter with a First in Economics and Politics and is a CFA Charterholder.

#### Peter Magee (Top right)

Peter joined Evelyn Partners in 2013, having graduated from Durham University. Peter manages multi-asset portfolios for a range of private and institutional clients, with a focus on global equities. Peter is a Chartered Member of the CISI and a CFA Charterholder.

## 12 months rolling performance (%)

The rolling performance below is from the month end shown to the 12 months preceding. This is an effective way to compare the most recent performance of the fund to other funds as all funds must show this data. All performance is sourced from Morningstar, it does not include the impact of tax but does include the impact of the OCF. Any dividends are assumed to be reinvested.

1 year to the end of:	Mar 24	Mar 23	Mar 22	Mar 21	Mar 20
Evelyn Mid-Ocean World Investment Fund Retail USD Dist	12.2	-14.8	-10.5	49.5	-7.3
MSCI All Country World Index GR USD	23.8	-7.0	7.7	55.3	-10.8

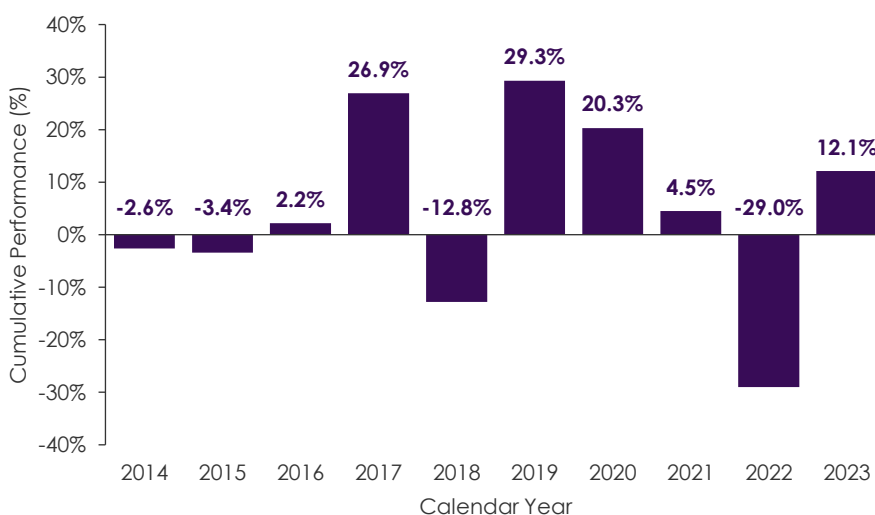
## Long-term performance (%)

The long-term performance table shows you the performance of the fund to date for a range of time periods starting at 6 months and increasing to 5 years. This table aims to inform you how investing in the fund for longer periods of time could impact the performance of your investment. All performance stated is cumulative and is sourced from Morningstar, it does not include the impact of tax but does include the impact of the OCF. Any dividends are assumed to be reinvested.

Holding Period:	6 Months	1 Year	2 Years	3 Years	5 Years
Evelyn Mid-Ocean World Investment Fund Retail USD Dist	13.4	12.2	-4.4	-14.4	18.5
MSCI All Country World Index GR USD	20.4	23.8	15.2	24.1	72.0

## Calendar year returns

This chart shows the fund's performance as the percentage loss or gain per calendar year over the last 10 years. If there is not a full year's performance the year is not shown on the chart. All performance is sourced from Morningstar, it does not include any tax but does include the OCF. Any dividends are assumed to be reinvested.



The Smith & Williamson Mid Ocean World Investment Fund ("The Original fund") was launched on the 31/03/2014 as a subfund of the Smith & Williamson Investment Funds PLC. This Fund merged into the Evelyn Mid-Ocean World Investment Fund on 27/01/2023 a subfund of the Evelyn Partners UCITS ICAV. Performance prior to the merger is based on the Smith & Williamson Mid Ocean World Investment Fund Class A Shares (USD) a shareclass of the Smith & Williamson Mid Ocean World Investment Fund.

**Past performance is not a guide to future performance. The value of an investment can go down as well as up and you may get back less than the amount invested.**

## About Evelyn Partners

Evelyn Partners is an award-winning company, trusted to manage over **£59.1 billion** for our global clients.

Our focus is to preserve and grow the real value of our client assets after inflation and fees. With a heritage of more than 180 years and offices in 28 towns and cities across the UK, Republic of Ireland and Channel Islands, we believe our investors' personal wealth is our personal responsibility.

Assets under management figure is as at the 31 December 2023.

## Contact Information

To find out more **please contact your financial adviser** for more information. If you do not have a financial adviser, call

**020 7189 2400**

If you are a financial adviser, call

**020 7189 9918** or email

**IFAServices@evelyn.com**

[www.evelyn.com](http://www.evelyn.com)

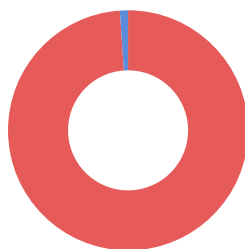
## Top ten equity holdings

Holding	Weight
MICROSOFT CORP	6.3%
BERKSHIRE HATHAWAY CL.B	3.9%
AMAZON.COM INC	3.6%
ACCENTURE PLC	3.4%
IDEX	3.4%
MASTERCARD INC - A	3.1%
THERMO FISHER	3%
ASML	3%
STRYKER CORP	2.8%
TJX COMPANIES INC	2.7%

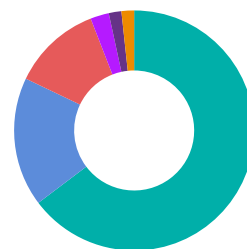
## Asset allocation & geographic equity allocation

The charts below show the asset class split within the fund (left) and the split of equities by geography (right). All holdings are as at the 31 March 2024 and rounded to nearest 0.1%. The different assets classes, geographical regions and industry sectors in which the fund invests each carry different levels of risk. While blending exposure allows for a carefully tailored risk profile you should be aware of these specific risks prior to investing. Further information on these risks can be found in the fund prospectus and supplement, a link to which can be found in the important information section. The underlying investments in this fund may be in a currency other than sterling, this may expose you to changing exchange rates.

### Asset Classes



### Equity Geographies



## Important Information

**Please remember the value of an investment and income derived from it can go down as well as up and you may get back less than the amount invested. Past performance or any yields quoted should never be considered reliable indicators of future returns.**

You may face a financial loss should the Fund or the depositary default on their obligations. There is no compensation or guarantee scheme in place which may offset all or any such loss. You are required to read the Key Investor Information Document (KIID) before making an investment. The KIID, prospectus and supplements for all funds are available free of charge at [www.evelyn.com/services/funds/](http://www.evelyn.com/services/funds/) or by calling 020 3131 6197. All data is as at 31 March 2024 and rounded to nearest 0.1. In difficult market conditions, the Fund may not be able to buy and sell investments at the best time or at a fair price. This could affect the Fund's performance, potentially reducing your returns. Furthermore, if a significant proportion of the Fund's investments suspend trading or defer trades placed the Fund may in turn be suspended or defer payments to investors.

The Evelyn Mid-Ocean World Investment Fund is a sub-fund of the Evelyn Partners UCITS ICAV, an open-ended Irish collective asset management vehicle which is constituted as an umbrella fund with segregated liability between Funds and with variable capital and authorised under the European Communities (Undertaking for Collective Investment in Transferable Securities) Regulations, 2011 (as amended). Retail and clean share classes are available as accumulation shares. The Evelyn Partners UCITS ICAV is administered by Citibank Europe plc.

This document contains information believed to be reliable but no guarantee, warranty or representation, express or implied, is given as to their accuracy or completeness. This is neither an offer nor a solicitation to buy or sell any investment referred to in this document. Evelyn Partners Investment Management Services Limited documents may contain future statements which are based on our current opinions, expectations and projections. Evelyn Partners Investment Management Services Limited does not undertake any obligation to update or revise any future statements. Actual results could differ materially from those anticipated. Appropriate advice should be taken before entering into transactions. No responsibility can be accepted for any loss arising from action taken or refrained from based on this publication. In relation to this profile, Evelyn Partners Investment Management Services Limited is unable to assess or provide advice on the suitability of this profile for individual circumstances. No consideration has been given to the suitability of any investment profile for the particular needs of any recipient. Evelyn Partners Investment Management Services Limited will not be responsible to any other person for providing the protections afforded to retail investors or for advising on any investment, as a result of using this information.