

# Evelyn Active Portfolios

## Defensive Portfolio (L)

30 April 2024

### Key information

#### Launch date

20 September 2019

#### Fund size

£462.3M

#### Identifiers

**BFY1M63** - SEDOL for the L Accumulation shares

**BFY1M74** - SEDOL for the L Distribution shares

#### Ongoing Charges Figure (OCF)

**1.09%** - this represents the ongoing costs to the fund and includes the AMC and other day-to-day costs of running the fund. It is included in all the performance shown in this factsheet.

#### Annual Management Charge (AMC)

**0.50%** - this is the amount the investment manager charges the fund it is included within the ongoing charges figure.

#### Transaction costs

**0.05%** - this is an estimation of the costs likely to be incurred when trading the assets of the fund, based on historic data. These costs are included in the performance figures but are not included in the OCF.

#### Annualised return

**2.7%** - this is the average return per year from the 20 September 2019 to 30 April 2024.

#### Recommended minimum holding period

**5 years** - This Fund may not be appropriate for investors who plan to withdraw their money before the end of the recommended minimum holding period.

#### Fund yield

**1.6%** - this is the average income paid out to investors over the last 12 months as a percentage of the share price, this only applies to the Distribution share class, and is not a guarantee of future income.

#### Ex Dividend dates

**30 Jun, 31 Dec** - This is the first date the fund price no longer includes the last dividend. It is first business day after the record date and you must have held the fund before the Ex date to receive the dividend. This only applies to income shares.

#### Minimum Investment & Initial Charge

The prospectus states there is no initial charge for these share classes and the minimum investment amount is £3 million, however these are typically waived.

### Active Portfolios

The Active Portfolios are a range of actively managed collective investment funds, designed to give investors direct access to the ideas generated by the investment process in a simple and tax efficient structure. With ten different strategies, each fund is linked to our sophisticated risk profiling process to ensure investors have exposure to the optimal blend of available asset classes. Drawing on the expertise of our extensive internal research resource and overseen by a dedicated team of the firms most senior investment professionals, each fund is dynamically re-balanced to meet a range of clearly articulated inflation plus return targets.

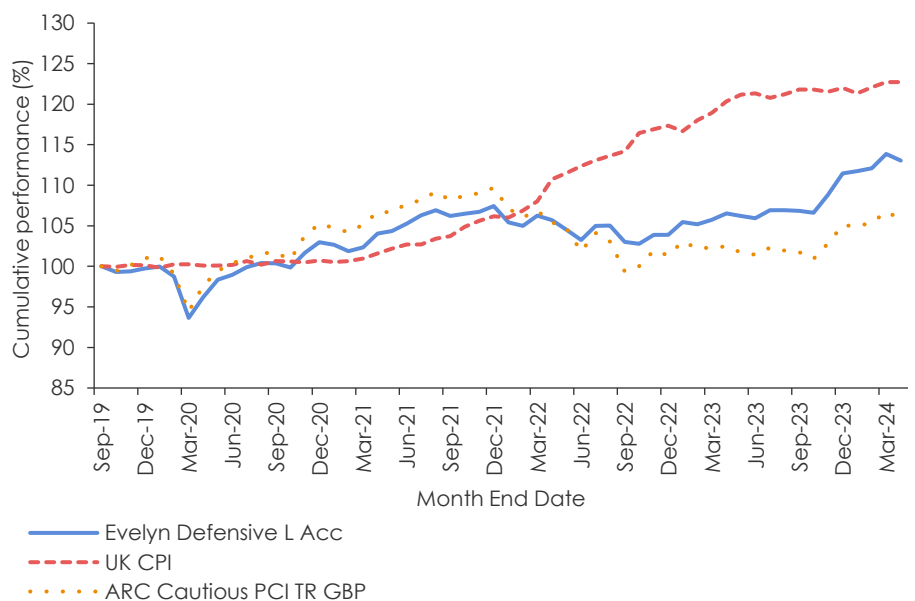
### Investment objectives of the fund

The Defensive fund aims to deliver a real return, ahead of cash over the long term. The Fund adopts a low risk approach.

### Cumulative performance (%)

Cumulative performance can be useful as an indication as to what an investment has or would have achieved for you in real terms over a period and represents the funds overall long-term performance. The performance data is sourced from Morningstar and covers the period 20 September 2019 to 30 April 2024. It is the total return (return inclusive of interest, capital gains, dividends, and distributions), it does not include the impact of tax but does include the impact of the OCF.

The benchmarks used are for comparison only to help you understand the performance of your investment relative to the consumer price index (UK CPI) and in relation to ARC Sterling Cautious PCI. Comparing to CPI can show you how the fund performed versus inflation. While ARC allows you to compare with a cross section of private client portfolios managed by other firms with similar levels of risks.



**Past performance is not a guide to future performance. The value of an investment can go down as well as up and you may get back less than the amount invested.**

## Investment Team



### Senior Portfolio Manager

#### Anton French (Top left)

Anton has 25 years' experience and joined the firm in 2003 and has been involved in the portfolio management of Evelyn funds since launch. Before joining, he worked at Spear, Leeds and Kellogg and Goldman Sachs, working on the US equity market makers desk, and managed a UK stock lending and derivatives book.

### Co-Fund Managers

#### Marcel Porcheron (Top right)

Marcel has 18 years' experience. He was previously Head of Portfolio Management for the Evelyn funds. He has an MBA from HEC Paris, is a Fellow of the Chartered Institute for Securities and Investments and is a Chartered Alternative Investment Analyst charter holder.

#### Matthew Dickens (Bottom left)

Matthew was previously Head of Fund Research, responsible for Evelyn's fund research philosophy and selection. He has a first-class Master's in Automotive Engineering from the University of Warwick, the Investment Advice Diploma in both securities and derivatives and is a CFA Charter holder.

#### Matthew Chambers (Bottom right)

Matthew has over 25 years' experience in financial markets and joined the firm in 2006. He has a Chemistry degree from University of Manchester and is a Chartered Fellow of the Chartered Institute for Securities and Investments.

## 12 months rolling performance (%)

The rolling performance below is from the month end shown to the 12 months preceding. This is an effective way to compare the most recent performance of the fund to other funds as all funds must show this data. All performance is sourced from Morningstar, it does not include the impact of tax but does include the impact of the OCF. Any dividends are assumed to be reinvested.

1 year to the end of:	Apr 24	Apr 23	Apr 22	Apr 21	Apr 20
Evelyn Defensive L Acc	6.1	0.8	1.6	8.2	N/A
UK CPI	2.0	8.7	9.0	1.5	0.8
ARC Sterling Cautious PCI	3.3	-2.8	-1.2	9.3	0.1

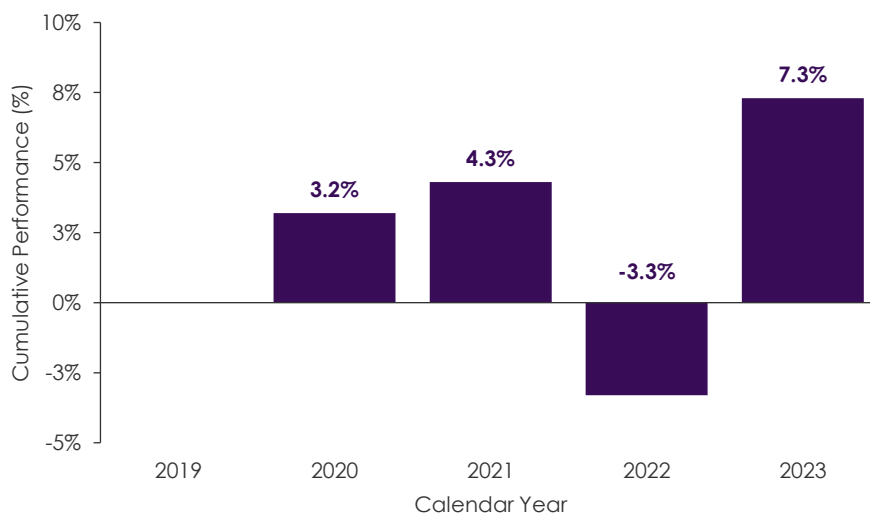
## Long-term performance (%)

The long-term performance table shows you the performance of the fund to date for a range of time periods starting at 6 months and increasing to 5 years. This table aims to inform you how investing in the fund for longer periods of time could impact the performance of your investment. All performance stated is cumulative and is sourced from Morningstar, it does not include the impact of tax but does include the impact of the OCF. Any dividends are assumed to be reinvested.

Holding Period:	6 Months	1 Year	2 Years	3 Years	5 Years
Evelyn Defensive L Acc	6.1	6.1	7.0	8.7	N/A
UK CPI	0.8	2.0	10.8	20.8	23.6
ARC Sterling Cautious PCI	4.9	3.3	0.4	-0.8	8.5

## Calendar year returns

This chart shows the fund's performance as the percentage loss or gain per calendar year over the last 4 years. If there is not a full year's performance the year is not shown on the chart. All performance is sourced from Morningstar, it does not include any tax but does include the OCF. Any dividends are assumed to be reinvested.



All the performance shown on this factsheet also represents the performance of the Evelyn Defensive Portfolio GBP L Distribution (BFY1M74) Shares.

The IFSL Tilney Bestinvest Defensive Portfolio Charity Accumulation (the "Original Fund") was launched as a sub-fund of IFSL Tilney Bestinvest Multi Asset Portfolio and was merged on 20/09/2019 into the Evelyn Defensive Portfolio (then Tilney Defensive Portfolio), a newly created sub-fund of the Evelyn Partners Umbrella A ICAV (then Tilney Umbrella A ICAV). The performance history for the L GBP Accumulation share class which launched on 20/09/2019 includes the performance of the L GBP Accumulation Share class of the Original Fund for the period of 20/09/2019 to 20/09/2019 when it merged into the Fund.

**Past performance is not a guide to future performance. The value of an investment can go down as well as up and you may get back less than the amount invested.**

## About Evelyn Partners

Evelyn Partners is an award-winning company, trusted to manage over **£59.1 billion** for our global clients.

Our focus is to preserve and grow the real value of our client assets after inflation and fees. With a heritage of more than 180 years and offices in 28 towns and cities across the UK, Republic of Ireland and Channel Islands, we believe our investors' personal wealth is our personal responsibility.

Assets under management figure is as at the 31 December 2023.

## Contact Information

To find out more **please contact your financial adviser** for more information. If you do not have a financial adviser, call

**020 7189 2400**

If you are a financial adviser, call

**020 7189 9918** or email

**IFAServices@evelyn.com**

[www.evelyn.com](http://www.evelyn.com)

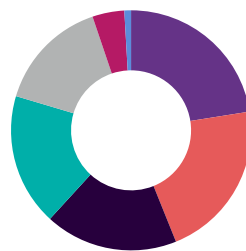
## Top ten holdings

Holding	Weight
TSY INFL IX N-B 0.125% 15-04-26	8.7%
VONTOBEL TWENTYFOUR ABSOLUTE RET CRDT FD	7.4%
M&G UK INFLATION LINKED CORPORATE BD FD	7.4%
US TREASURY 1.875% 15-02-32	6.5%
GRAHAM MACRO UCITS	6.2%
UK GILT 4.5% 07-06-28	6.1%
UKTI 0.125% 22-03-26	6%
UKT 0.875% 31-07-33	5.9%
INVESCO PHYSICAL GOLD ETC	4.3%
MI TWENTYFOUR AM DYNAMIC BOND FUND	4.2%

## Asset allocation & geographic equity allocation

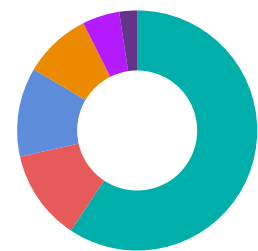
The charts below show the asset class split within the fund (left) and the split of equities by geography (right). All holdings are as at the 30 April 2024 and rounded to nearest 0.1%. The different assets classes, geographical regions and industry sectors in which the fund invests each carry different levels of risk. While blending exposure allows for a carefully tailored risk profile you should be aware of these specific risks prior to investing. Further information on these risks can be found in the fund prospectus and supplement, a link to which can be found in the important information section. The underlying investments in this fund may be in a currency other than sterling, this may expose you to changing exchange rates.

### Asset Classes



- Investment Grade Corp. Bonds 22.5%
- Equities 21.4%
- UK Gilts 17.9%
- Absolute Return 17.8%
- International Sovereign Bonds 15.2%
- Gold 4.3%
- Cash 0.9%

### Equity Geographies



- US Equity 59.3%
- UK Equity 12.2%
- Europe ex UK Equity 12.0%
- Global Emerging Equity 9.1%
- Japan Equity 5.0%
- Asia Pacific ex Japan Equity 2.4%

## Important Information

**Please remember the value of an investment and income derived from it can go down as well as up and you may get back less than the amount invested. Past performance or any yields quoted should never be considered reliable indicators of future returns.**

You may face a financial loss should the Fund or the depositary default on their obligations. There is no compensation or guarantee scheme in place which may offset all or any such loss. You are required to read the Key Information Document (KID) before making an investment. The KID, prospectus and supplements for all funds are available free of charge at [www.evelyn.com/services/funds/](http://www.evelyn.com/services/funds/) or by calling 020 3131 6197. All data is as at 30 April 2024 and rounded to nearest 0.1. In difficult market conditions, the Fund may not be able to buy and sell investments at the best time or at a fair price. This could affect the Fund's performance, potentially reducing your returns. Furthermore, if a significant proportion of the Fund's investments suspend trading or defer trades placed the Fund may in turn be suspended or defer payments to investors.

The Defensive Portfolio is a sub-fund of Evelyn Partners Umbrella A ICAV, an open-ended Irish collective asset management vehicle which is constituted as an umbrella fund with segregated liability between sub-funds, with variable capital and authorised by the Central Bank of Ireland as a retail investor alternative investment fund. Retail, institutional and clean share classes are available for selected sub-funds as accumulation or distribution shares. The Evelyn Partners Umbrella A ICAV is administered by Citibank Europe plc.

This document contains information believed to be reliable but no guarantee, warranty or representation, express or implied, is given as to their accuracy or completeness. This is neither an offer nor a solicitation to buy or sell any investment referred to in this document. Evelyn Partners Investment Management Services Limited documents may contain future statements which are based on our current opinions, expectations and projections. Evelyn Partners Investment Management Services Limited does not undertake any obligation to update or revise any future statements. Actual results could differ materially from those anticipated. Appropriate advice should be taken before entering into transactions. No responsibility can be accepted for any loss arising from action taken or refrained from based on this publication. In relation to this profile, Evelyn Partners Investment Management Services Limited is unable to assess or provide advice on the suitability of this profile for individual circumstances. No consideration has been given to the suitability of any investment profile for the particular needs of any recipient. Evelyn Partners Investment Management Services Limited will not be responsible to any other person for providing the protections afforded to retail investors or for advising on any investment, as a result of using this information.